

Exterior

Unique & Solid SUV Character



Prime  
H-Light LED Lamp Design (Front)



Calligraphy/Prestige



Prime/Prestige  
H-Light LED Lamp Design (Rear)



Calligraphy



Prime/Prestige  
Dark Chrome Finish Radiator Grille



Calligraphy



Side Design –  
Bold and Rugged, yet Sleek and Sophisticated.



reddot winner 2024

Interior

Extraordinary in the Ordinary



H-Signature Design



Ambient Mood Lamp



12.3-Inch Panoramic Curved Display



6.6-Inch Touch-Type Auto Dual Zone Climate Control AC



Column-Type Shift-By-Wire (SBW)



Dual Wireless Smartphone Charging Pad (Qi Standard)



UV-C Sterilization Multi-Tray

Bilateral Multi-Console

Comfort & Conveniences



Front Relaxation Seat



Driver Memory Seat



Rear Lower-Tray



Front Upper-Tray Under Floor Box



2nd-Row Captain Seat



Remote Smart Parking Assist (RSPA)

Safety



10 Airbags



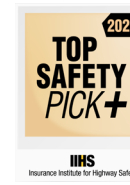
Surround View Monitor (SVM)



Blind-Spot View Monitor (BVM)



Rear Occupant Alert (Advanced ROA)




2023 TOP SAFETY PICK+  
Insurance Institute for Highway Safety

Hyundai SmartSense



Forward Collision-Avoidance Assist 2 (FCA 2)



Lane Following Assist (LFA)




Smart Cruise Control (SCC)



Forward/Side/Reverse Parking Distance Warning (PDW)



Blind-Spot Collision-Avoidance Assist (BCA)



High Beam Assist (HBA)



Parking Collision Avoidance Assist (PCA)

Performance

Smartstream Gasoline 2.5 T-GDI Engine

281  
422  
Maximum Power  
PS/5,800 RPM  
Maximum Torque  
Nm/1,700-4,000 RPM

Smartstream Gasoline 1.6 T-GDI Hybrid Engine

235  
367  
Maximum Power  
PS/5,600 RPM  
Maximum Torque  
Nm/1,000-4,000 RPM



4WD HTRAC  
SANTA FE AWD provides optimal driving performance by actively distributing driving forces to the front and rear wheels depending on the situation.



Drive Mode / Terrain Mode (Mud, Sand, Snow)



Specifications

| The all-new SANTA FE  |                        | Prime (7-Seater)                            | Prestige (7-Seater) | Calligraphy (6-Seater) |
|---|------------------------|---|---------------------|------------------------|
|   |                        | 1.6T-GDi Hybrid                             |                     | 2.5T-GDi               |
| Dimension   |                        |   |                     |                        |
| Length  | mm                     | 4,830                                       |                     |                        |
| Width   | mm                     | 1,900                                       |                     |                        |
| Height  | mm                     | 1,770                                       |                     | 1,780                  |
| Wheelbase   | mm                     | 2,815                                       |                     |                        |
| Engine  |                        |   |                     |                        |
| Number of Cylinders   |                        | 4 Inline                                    |                     |                        |
| Cylinder Capacity   | Litre (cc)             | 1.6 (1,598)                                 |                     | 2.5 (2,497)            |
| Intake System   |                        | Turbocharged                                |                     |                        |
| Fuel System   |                        | Turbo Gasoline Direct Injection (T-GDi)     |                     |                        |
| Fuel Capacity   | Litre                  | 67  |                     |                        |
| Maximum Power   | kW(PS)/RPM             | 132.4 (180) / 5,500                         |                     | 206.7 (281) / 5,800    |
| Maximum Torque  | Nm/RPM                 | 265 / 1,500-4,500                           |                     | 422 / 1,700-4,000      |
| Drivetrain  |                        | 2WD   |                     | 4WD                    |
| Electric Motor  |                        |   |                     |                        |
| Motor Type  |                        | Permanent Magnet Synchronous Motor (PMSM)   |                     |                        |
| Battery Type / Capacity   | kWh                    | Lithium-ion / 1.49                          |                     |                        |
| Configuration   |                        | Transmission Mounted Electric Device (TMED) |                     |                        |
| Maximum Power   | kW                     | 44.2  |                     |                        |
| Maximum Torque  | Nm/RPM                 | 264 / 1,700                                 |                     |                        |
| Combined System Output  |                        |   |                     |                        |
| Maximum Power   | kW(PS)/RPM             | 172 (235) / 5,600                           |                     |                        |
| Maximum Torque  | Nm/RPM                 | 367 / 1,000 - 4,000                         |                     |                        |
| Transmission  |                        |   |                     |                        |
| Transmission Type   |                        | 6-Speed Automatic                           |                     | 8-Speed DCT            |
| Gear Ratio  | 1st                    | 4.639                                       |                     | 3.429                  |
|   | 2nd                    | 2.826                                       |                     | 2.217                  |
|   | 3rd                    | 1.841                                       |                     | 2.217                  |
|   | 4th                    | 1.386                                       |                     | 1.621                  |
|   | 5th                    | 1.000                                       |                     | 0.860                  |
|   | 6th                    | 0.772                                       |                     | 0.673                  |
|   | 7th                    | -   |                     | 0.791                  |
|   | 8th                    | -   |                     | 0.653                  |
|   | Reverse                | 3.385                                       |                     | 3.697                  |
|   | Final                  | 3.510                                       |                     | 3.316                  |
| Steering  |                        |   |                     |                        |
| Type  |                        | Motor Driven Power Steering (MDPS)          |                     |                        |
| Suspension  |                        |   |                     |                        |
| Front / Rear  |                        | MacPherson Strut / Multi-Link               |                     |                        |
| Performance Damper  |                        | •   |                     |                        |
| Brakes  |                        |   |                     |                        |
| Front / Rear  |                        | Ventilated Disc / Ventilated Disc           |                     |                        |
| Wheels & Tires  |                        |   |                     |                        |
| Wheel Dimensions  |                        | 18 x 7.5J                                   | 20 x 8.5J           | 21 x 8.5J              |
| Tire Dimensions   |                        | 235 / 60R18                                 | 255 / 45R20         | 245 / 45R21            |
| Spare Tire  |                        | Temporary Mobility Kit                      |                     |                        |
| Ventilation & Heating   |                        |   |                     |                        |
| Auto Climate Control - Dual Zone with 6.6-Inch Touch Type Control Panel, Auto Defogging and Auto-Drying Functions   |                        |   | •                   |                        |
| Heated 1st-Row Seats  |                        |   | •                   |                        |
| Ventilated 1st-Row Seats  | -                      |   |                     | •                      |
| Heated 2nd-Row Outboard Seats   |                        | -   |                     | •                      |
| 3rd-Row Seat Air-Conditioning System with Manual Fan Speed Control  |                        |   | •                   |                        |
| Advance Safety  |                        |   |                     |                        |
| Anti-Lock Braking System (ABS)  |                        |   | •                   |                        |
| Electronic Stability Control (ESC)  |                        |   | •                   |                        |
| Downhill Brake Control (DBC)  |                        |   | •                   |                        |
| Brake Assist System (BAS)   |                        |   | •                   |                        |
| Hill-Start Assist Control (HAC)   |                        |   | •                   |                        |
| Multi-Collision Braking (MCB)   |                        |   | •                   |                        |
| Vehicle Stability Management (VSM)  |                        |   | •                   |                        |
| Tire Pressure Monitoring System (TPMS)  |                        |   | •                   |                        |
| SRS Airbags   |                        |   | 10                  |                        |
| Hyundai SmartSense  |                        |   |                     |                        |
| Blind-Spot Collision-Avoidance Assist (BCA)   |                        |   | •                   |                        |
| Blind-Spot View Monitor (BVM)   | -                      |   |                     | •                      |
| Driver Attention Warning (DAW) - Including Leading Vehicle Departure Alert (LVDA)   |                        |   | •                   |                        |
| Forward Collision-Avoidance Assist (FCA1.5) - Including Car / Pedestrian / Cyclist Detection + Junction Turning   | •                      |   |                     | -                      |
| Forward Collision-Avoidance Assist (FCA2.0) - Direct Oncoming + Lane Change Oncoming + Lane Change Side + Driver Steering Assist + Auto Evasion Steering Assist | -                      |   |                     | •                      |
| High Beam Assist (HBA)  |                        |   | •                   |                        |
| Lane Following Assist (LFA)   |                        |   | •                   |                        |
| Lane Keeping Assist - Line/Road-Edge (LKA-L/R)  |                        |   | •                   |                        |
| Parking Collision-Avoidance Assist - Reverse (PCA-R)  | -                      |   |                     | •                      |
| Rear Cross-Traffic Collision-Avoidance Assist (RCCA)  |                        |   | •                   |                        |
| Safe Exit Assist (SEA)  |                        |   | •                   |                        |
| Rear Occupant Alert (ROA)   |                        |   | •                   |                        |
| Smart Cruise Control (SCC), Including Stop & Go Function (SCC w/ S&G)   |                        |   | •                   |                        |
| Surround View Monitor (SVM) - with Dynamic Parking Guidelines - Including 3D Surround View, Driving Rear-View Monitor (DRM), Trailer Connection Mode            | With Rear View Monitor |   |                     | •                      |
| Remote Smart Parking Assist (RSPA)  | -                      |   |                     | •                      |
| Security System   |                        |   |                     |                        |
| Anti-Theft Alarm  |                        |   | •                   |                        |
| Engine Immobilizer  |                        |   | •                   |                        |

Specifications

| The all-new SANTA FE  | Prime (7-Seater)            | Prestige (7-Seater) | Calligraphy (6-Seater)          |
|---|-----------------------------|---------------------|---------------------------------|
|   | 1.6T-GDi Hybrid             |                     | 2.5T-GDi                        |
| Exterior Styling  |                             |                     |                                 |
| Dynamic Welcome Light (DWL) Function  |                             | •                   |                                 |
| Headlight Functions - Automatic Dusk Sensing with Escort and Welcome  |                             | •                   |                                 |
| H-Light Head Lamps (LED)  | Multi-focus Reflector (MFR) |                     | Dual Projector Lens             |
| Front Radiator Grille   |                             | Dark Chrome         |                                 |
| Power Folding and Adjustable Outside Mirrors with Heated and Auto Fold Functions  |                             | •                   |                                 |
| C-Pillar Assist Handle - Hidden Type  | -                           |                     | •                               |
| Dual Glass Sunroofs   | -                           |                     | •                               |
| Smart Power Tailgate - Speed and Height Adjustable  |                             | •                   |                                 |
| Interior Styling  |                             |                     |                                 |
| Headliner, Pillar, Sun Visor Material   |                             | Suede               |                                 |
| Interior Ambient Lighting - User Customizable   |                             | •                   |                                 |
| Steering Wheel Material   | Leather                     |                     | Leather 2-Tone                  |
| Seat Material   | Leather                     |                     | Nappa Leather                   |
| Power Adjustable 1st-Row Seats - Driver and Front Passenger   | •                           |                     | • (Driver memory)               |
| Relaxation Mode   | -                           |                     | • (Driver)                      |
| Heads-Up Display  | -                           |                     | •                               |
| Wireless Smartphone Charging Pad (Qi Standard)  | Single Pad                  |                     | Dual Pads                       |
| UV-C Sterilization Tray   | -                           |                     | •                               |
| Bilateral Multi-Console   |                             | •                   |                                 |
| Front Center Console Power Outlets - 1x USB-C Charger + 1x USB-C Multimedia Input + 1x 12V Socket   |                             | •                   |                                 |
| Front Seat Back Power Outlets - 2x USB-C Chargers   |                             | •                   |                                 |
| 2nd-Row Bench Seats with Manual Recline and Slide Functions   | •                           |                     | -                               |
| 2nd-Row Individual Power Captain Chairs with Adjustable Armrests  | -                           |                     | •                               |
| Walk-In Switch (Access to 3rd-Row Seats)  |                             | •                   |                                 |
| 3rd-Row Seats with Manual Recline Function  |                             | •                   |                                 |
| 3rd-Row Power Outlet - 2x USB-C Chargers + 1x 12V Socket  |                             | •                   |                                 |
| Smart One Touch 2nd-Row Flat Folding Seats (Switch Operated) - Cargo Compartment  |                             | •                   |                                 |
| Multimedia System   |                             |                     |                                 |
| 12.3" HD Curved Display with Capacitive Touch, AM/FM Radio, USB-C Multimedia Input, Bluetooth® with Multi-Connection Navigation and Smartphone Connection |                             | •                   |                                 |
| Speakers  | 6                           |                     | 12 (BOSE™ Premium Audio System) |
| Driving Convenience   |                             |                     |                                 |
| Electronic Parking Brake (EPB) with Auto Hold Function  |                             | •                   |                                 |
| Integrated Memory System (IMS) - 2 Driver's Seat + Exterior Mirror Positions + Driver Seat Easy Access  | -                           |                     | •                               |
| Remote Start - Via Smart Key  |                             | •                   |                                 |
| Drive Mode - 3 Settings: ECO / SPORT / MY DRIVE   |                             | •                   |                                 |
| Terrain Modes   | -                           |                     | Snow / Mud / Sand               |
| Paddle Shifters   |                             | •                   |                                 |
| Instrument Cluster - 12.3" Colour TFT-LCD Full Screen Digital Display   | 4.2" Color TFT              |                     | •                               |

Configuration Options

Exterior Color Options

Wheel Options

Interior Seat Options

Dealer Stamp

More details

8 YEAR160,000kmWarranty Coverage

• FREE 1,000km inspection • FREE maintenance labor for first 3 sessions

Hyundai Motor Malaysia20241037526 (1583373-M)www.hyundai.com/my

Hyundai Motor Malaysia

hyundaimotormalaysia

@HyundaiMotorMalaysia

SANTA FE

